

SINGER

19W1

LIST OF PARTS



MACHINE No. 19w1

THE SINGER MANUFACTURING COMPANY

INDEX

	Page
Accessories	16
Bobbin Winder	16
Eyelet Punches	18
Machine No. 19w1	5
Numerical List of Parts	19
Presser Feet	18
Starting Treadle	17
Throat Plate Spurs	18

From the library of: Diamond Needle Corp

INSTRUCTIONS FOR ORDERING

LIST OF PARTS COMPLETE

5

FOR

In ordering from this list, use ONLY the PART number in the FIRST column.

The number stamped on a Sewing Machine Part is the number of the Single Part only, except when the part includes Set Screws, Clamping Screws, Studs and Rollers Spun on, Small Wires riveted, or Parts soldered together, etc., which it is necessary to furnish in combination.

Every combination of parts sent out has its specific number which, although not stamped on Parts (except in above case), must be used when ordering the combination.

Each number always indicates the SAME PART in whatever list it appears, or for whatever Machine.

The letters after some of the numbers indicate the style of finish only, as follows:

- A. Hardened, Polished, Nickel Plated and Buffed.
- B. Polished, Nickel Plated and Buffed.
- C. Hardened only.
- D. Polished only.
- E. Soft, not polished.
- F. Hardened and Polished.
- H. Blued.
- J. Nickel Plated only.
- R. Merlized.
- X. Black Oxide.
- XC. Hardened and Black Oxide.
- Y. Black Nickel only.

These letters MUST BE USED when they appear in the list and AFTER the number, as in the list.

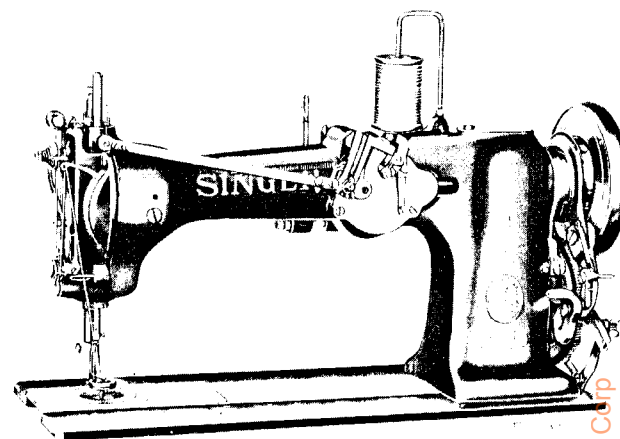
In this series:

200001 to 201500 and 350001 to 351500 are Screw Numbers.
 201501 to 201800 and 351501 to 351800 are Nut Numbers.
 201801 to 202000 and 351801 to 352000 are Roller Numbers.
 202001 to 350000 are Numbers of Machine Parts.

The figures in the second column refer only to the plate in which the illustration of the part is shown and are NOT TO BE USED in ordering.

Two or more numbers over a cut indicate that the difference between such parts is not visible in an illustration.

Parts marked with an asterisk (*) are furnished when repairs are made at the factory.



MACHINE No. 19w1

TRANSVERSE HOOK. ROTATING BALL BEARING FEED AND PRESSER FOOT.

For Working Eyelets in Fabrics and Leather. Makes one radial stitch at each movement of the rotating feed during the first revolution of the clamp, then the radial stitches are locked in the desired distance from the center of the eyelet by an intersecting line of stitches as the clamp makes its second revolution, after which, the Machine Stops Automatically.

No.	Plate	Name
*206378	-----	Arm with 200383C, 200439C, 204705 and 204736
204163	17585	" Cap
200278H	17585	" " Screw
202248	17585	" " Washer
204235	17585	" Position Pin (2)
200963E	17585	" Screw (3)
202005	17585	" " Washer (3)
206096	17585	" Shaft
204736	17585	" " Bushing (back)
200383C	17585	" " " " Set Screw
204705	17585	" " " " (front)
200439C	17585	" " " " Position Screw
204165	17585	" " Connection with four 200054E (2)
200054E	17585	" " " " Screw
207833	17585	Balance Wheel (belt groove 2-3/4 in. diameter)
200776D	17585	Balance Wheel Adjusting Screw

From the Ray Diamond Needle Corp

No.	Plate	Name
207834	17585	Balance Wheel complete, Nos. 204741, 207833, 223002, 235328, 235396, three each 200233C 204744 and four 200567H
*206392	-----	Bed with 204393, 206100 and two 200516E
202258	17585	" Hinge Connection (2)
200570E	17585	" " " Screw (4)
206076	17578	Bobbin
208384	17578	" Case (solid center bearing) with 204181
204181	17578	Bobbin Case Position Finger
204182	17578	" " Tension Spring
200598C	17578	" " " " Regulating Screw
200592C	17578	Bobbin Case Tension Spring Screw
208385	17578	Bobbin Case complete, Nos. 200592C, 200598C, 204182 and 208384
208464	17586	Count Regulating Indexed Lever (40 to 120) with two 204189
350058E	17586	Count Regulating Indexed Lever Slide
228026	17586	Count Regulating Indexed Lever Slide Washer
201528F	17586	Count Regulating Indexed Lever Slide Nut
206393	17586	Counting Wheel
206394	17586	" " 206393 with 201221D and 206442
206041	17586	Counting Wheel Driving Clutch
206042	17586	Counting Wheel Driving Clutch Spring
204189	17586	" " " " " Hook
233251	17586	" " " Eccentric with 202090
233252	17586	Counting Wheel Driving Eccentric 233251 with 206046
206045	17586	Counting Wheel Driving Eccentric Pitman with 204923
204923	17586	Counting Wheel Driving Eccentric Pitman Bearing
202090	17586	Counting Wheel Driving Eccentric Position Pin
200013E	17586	Counting Wheel Driving Eccentric Screw Stud
206046	17586	Counting Wheel Driving Eccentric Washer
206047	17586	Counting Wheel Retaining Clutch with 204189
206048	17586	Counting Wheel Retaining Clutch Position Pin
204443	17586	Counting Wheel Retaining Clutch Spring
204189	17586	Counting Wheel Retaining Clutch Spring Hook
204321	17586	Counting Wheel Retaining Clutch Spring Pin (for Arm)
200211E	17586	Counting Wheel Screw Stud

No.	Plate	Name
200335C	17586	Counting Wheel Screw Stud Set Screw
206395	17586	Counting Wheel complete, Nos. 206394, 208464 two each 206041 and 206042
206396	17587	Emergency Stop
206398	17587	" " Driving Pin
206397	17587	" " Handle with 206398
200281D	17587	" " " Hinge Screw
214361	17587	" " " Spring
204190	17587	" " " " Hook
206455	17587	" " " Stop Pin
200249F	17587	" " Hinge Screw
208656	17581	Face Plate with 200366H, 200368H, 202087, 202090, 204185, 204281 and two 200397H
200053C	17581	Face Plate Screw (2)
204185	17581	Face Plate Thread Guide
200397H	17581	Face Plate Thread Guide Set Screw
208657	17581	Face Plate complete, Nos. 200286F, 200577XC, 201527E, 202088, 204059, 204280, 204933, 204934, 206639 and 208656
206410	17590	Feed Base Plate
200577XC	17590	" " " Screw (2)
206411	17590	Feed Base Plate complete, Nos. 206409, 206410, 206416, 206419, three 200610F, four 200900H, six each 206417 and 206418
206412	17577	Feed Counter Shaft
206413	17577	" " " Collar with two 200380C
200380C	17577	Feed Counter Shaft Collar Set Screw
206414	17577	" " " Gear, 48 teeth with two 200380C
200380C	17577	Feed Counter Shaft Gear Set Screw
206415	17577	" " " Pinion, 23 teeth with two 200380C
200380C	17577	Feed Counter Shaft Pinion Set Screw
206416	17590	Feed Rotating Plate
206417	17590	" " " Ball, 1/16 in. diam.
206418	17590	" " " " Retainer
206419	17590	" " " Bevel Gear, 80 teeth
*206420	-----	" " " " Driving Bevel Pinion, 12 teeth
206421	17577	Feed Rotating Plate Bevel Gear Driving Bevel Pinion Shaft with 206420
206422	17590	Feed Rotating Plate Bevel Gear Driving Bevel Pinion Shaft Cover
200582H	17590	Feed Rotating Plate Bevel Gear Driving Bevel Pinion Shaft Cover Screw (2)
206423	17577	Feed Rotating Plate Bevel Gear Driving Bevel Pinion Shaft Gear, 20 teeth, with two 200380C
200380C	17577	Feed Rotating Plate Bevel Gear Driving Bevel Pinion Shaft Gear Set Screw
200900H	17590	Feed Rotating Plate Bevel Gear Screw
204216	17578	Hook (sewing) with 204217

No.	Plate	Name
204217	17578	Hook Bobbin Case Stud
204880	17578	" Bracket with 200379C, two 200380C and three 204234
204881	17578	Hook Bracket 204880 with 204226
204930	17578	" " 204881 with 204224, 204225, 204324, 204539, two each 204223 and 204233
200379C	17578	Hook Bracket Adjusting Screw (lower)
200380C	17578	" " " " (upper)
204539	17578	" " Bobbin Case Stop (hinged)
204223	17578	" " " " Hinge Pin
204224	17578	" " " " Latch
204223	17578	" " " " Hinge Pin
204225	17578	Hook Bracket Bobbin Case Stop Latch Spring
200085C	17578	" " Screw (lower or upper)(2)
204909	17578	Hook Bracket complete, Nos. 204216 and 204930
204910	17578	Hook Driver with 204242 and 204243
204885	17577	" " Bevel Gear, 25 teeth with two 200348C
200348C	17577	Hook Driver Bevel Gear Set Screw
204393	17577	" " Bushing
208246	17577	" " Crank
204240	17577	" " " 208246 with 200378C, 200662C, 201530E and two 200348C
206231	17577	Hook Driver Crank Link
200669C	17577	" " " " Stud
201530E	17577	" " " " Nut
200348C	17577	" " " Set Screw (long)
200378C	17577	" " " " (short)
200662C	17577	" " " Stud
201530E	17577	" " " Nut
204243	17578	" " Pin
204242	17578	" " Washer
204887	17577	" Driving Bevel Gear, 24 teeth (intermediate)
204888	17577	Hook Driving Bevel Gear (intermediate) Bracket
206078	17577	Hook Driving Bevel Gear (intermediate) Bracket 204888 with 200772C, 201516E and 204887
200041E	17577	Hook Driving Bevel Gear (intermediate) Bracket Screw
200772C	17577	Hook Driving Bevel Gear (intermediate) Bracket Screw Stud
201516E	17577	Hook Driving Bevel Gear (intermediate) Bracket Screw Stud Nut
204886	17577	Hook Driving Bevel Gear Shaft, 25 teeth
206069	17577	" " Shaft
206100	17577	" " " Bearing
202126	17577	" " " Position Pin
200516E	17577	" " " Screw

No.	Plate	Name
204246	17577	Hook Driving Shaft Collar with two 200383C
200383C	17577	Hook Driving Shaft Collar Set Screw
204201	17577	" " " Crank with 200335C, 200431C, 200669C and 201530E
200431C	17577	Hook Driving Shaft Crank Position Screw
200335C	17577	" " " " Set Screw
204226	17578	" Race, .156 in. thick, 1.906 in. diam.
204324	17578	" " Cap (steel)
204230	17578	" " " Spring
204233	17578	" " " " 204230 with 200802E
200802E	17578	" " " " Screw
204234	17578	" " Position Pin
235328	17585	Machine Driving Friction (leather)
204741	17585	" " " Clamp
204742	17587	" " " " Operating Washer
204743	17587	Machine Driving Friction Clamp Operating Washer Incline Lever
200233C	17585	Machine Driving Friction Clamp Screw
204744	17585	" " " " Spring
235396	17585	" " " Position Plate
200567H	17585	" " " " Screw
206453	17587	Machine Incline Lever with 206425
200902D	17587	" " " Adjusting Screw
206532	17587	" " " " Position Stud with 200369C
200382C	17587	Machine Incline Lever Adjusting Screw Position Stud Set Screw
200369C	17587	Machine Incline Lever Adjusting Screw Set Screw
206424	17587	Machine Incline Lever Adjusting Screw Spring
225837	17587	Machine Incline Lever Adjusting Screw Washer
206425	17587	Machine Incline Lever Stud
206456	17587	Machine Incline Lever complete, Nos. 200902D, 206424, 206453, 206532 and 225837
206062	17587	Machine Starting Lever with 204190
206063	17590	" " " Position Collar with two 200380C
200380C	17590	Machine Starting Lever Position Collar Set Screw
206426	17587	Machine Starting Lever Slide Block
206064	17587	" " " Spring
204190	17587	" " " Hook
204321	17587	" " " Pin (on Arm)
206065	17590	" " " Starting Rod with 202302
206199	17590	Machine Starting Lever Starting Rod 206065 with two 206063
206063	17590	Machine Starting Lever Starting Rod Collar with two 200380C

From the Library of Diamond Needles Corp

No.	Plate	Name
200380C	17590	Machine Starting Lever Starting Rod Collar Set Screw
202302	17590	Machine Starting Lever Starting Rod Cotter Pin
223002	17585	Machine Stop Cam with 200328C, 200335C, 200370C, 204747 and 206427
204747	17585	Machine Stop Cam Friction Ring (leather)
206427	17585	" " " " " Position Pin
200328C	17585	Machine Stop Cam Position Screw
200370C	17585	" " " " " Check Screw
200335C	17585	Machine Stop Cam Set Screw
206428	17587	" " " Slide
206467	17587	" " " Hinge Pin
206429	17587	" " " Lever with 204190, 206428, 206455 and 206467
200258D	17587	Machine Stop Cam Slide Lever Hinge Screw
206454	17587	Machine Stop Cam Slide Lever complete, Nos. 200249F, 200281D, 206396, 206397, 206426, 206429 and 214361
208613	17588	Needle Bar (hollow)
204247	17588	" " 208613 with 200125F, 200175D and 204250
*206360	17588	Needle Bar Connecting Ball Stud with 200086C
200086C	17588	Needle Bar Connecting Ball Stud Pinch Screw
208641	17588	Needle Bar Connecting Link with 206353 and two 200079H
206354	17588	Needle Bar Connecting Link 208641 with 206360
200744C	17588	Needle Bar Connecting Link Ball Screw Stud
*206352	-----	Needle Bar Connecting Link Ball Screw Stud Cap
201013C	17588	Needle Bar Connecting Link Ball Screw Stud Cap Screw
201522E	17588	Needle Bar Connecting Link Ball Screw Stud Nut
*206353	-----	Needle Bar Connecting Link Cap
200079H	17588	Needle Bar Connecting Link Cap Screw
208616	17588	Needle Bar Frame
206431	17588	Needle Bar Frame Center (lower)
200363C	17588	Needle Bar Frame Center (lower) Set Screw
206430	17588	Needle Bar Frame Center (upper)
200347C	17588	" " " " " Set Screw
204916	17585	" " " Driving Cam with two 200347C
206432	17588	Needle Bar Frame Driving Cam Cover with 200903E

No.	Plate	Name
200571B	17588	Needle Bar Frame Driving Cam Cover Screw (3)
204918	17588	Needle Bar Frame Driving Cam Follower
200347C	17585	" " " " " Set Screw
206478	17588	" " " Pitman with 200741C, 201531E, 204921 and two 200110B
200741C	17588	Needle Bar Frame Pitman Ball Screw
*204921	-----	" " " " " " Cap
200110B	17588	" " " " " " Screw
201531E	17588	" " " " " " Nut
204922	17588	" " " " " Connection (adjustable)
204841	17588	Needle Bar Frame Pitman Connection 204922 with 204923
206479	17588	Needle Bar Frame Pitman Connection 204841 with 204924, 206478 and two 200110B
204923	17588	Needle Bar Frame Pitman Connection Bearing
204924	17588	" " " " " Clamp Washer
200110B	17588	Needle Bar Frame Pitman Connection Clamp Washer Screw
200791E	17588	Needle Bar Frame Pitman Connection Slide
208127	17588	" " " " " " Stop Pin
228026	17588	Needle Bar Frame Pitman Connection Slide Washer
201581B	17588	Needle Bar Frame Pitman Connection Slide Wing Nut
206480	17588	Needle Bar Frame Pitman Connection complete, Nos. 200791E, 201581B, 206479 and 228026
206433	17588	Needle Bar Frame Regulator with 206275 and 208127
206434	17588	Needle Bar Frame Regulator Driving and Switching Lever
202574	17588	Needle Bar Frame Regulator Driving and Switching Lever Collar with 200380C
200380C	17588	Needle Bar Frame Regulator Driving and Switching Lever Collar Set Screw
206452	17588	Needle Bar Frame Regulator Driving and Switching Lever Spring
200222D	17588	Needle Bar Frame Regulator Driving and Switching Lever Spring Screw
206344	17588	Needle Bar Frame Regulator Driving and Switching Lever complete, Nos. 200222D, 206433, 206434 and 206452
206436	17588	Needle Bar Frame Regulator Guard
200137H	17588	" " " " " " Screw

From the library of Harbord Needs Co.

No.	Plate	Name
200903E	17588	Needle Bar Frame Regulator Guard Screw Stud
201537H	17588	Needle Bar Frame Regulator Guard Screw Stud Nut
201537H	17588	Needle Bar Frame Regulator Guard Screw Stud Nut Check Nut
206437	17588	Needle Bar Frame Regulator Guide
206438	17588	Needle Bar Frame Regulator Guide Block (lower)
206439	17588	Needle Bar Frame Regulator Guide Block (upper)
200022D	17588	Needle Bar Frame Regulator Guide Screw(2)
206481	17588	Needle Bar Frame Regulator Guide Washer
204312	17588	" " " " Spring
206275	17588	" " " " Hook
203060	17588	" " " " " "
		(on Arm)
206440	17588	Needle Bar Frame Regulator Switching Plunger
206441	17590	Needle Bar Frame Regulator Switching Plunger Lever with 200386C
206442	17586	Needle Bar Frame Regulator Switching Plunger Lever Driving Cam
201221D	17586	Needle Bar Frame Regulator Switching Plunger Lever Driving Cam Adjusting Screw
200442C	17590	Needle Bar Frame Regulator Switching Plunger Lever Position Screw
200386C	17590	Needle Bar Frame Regulator Switching Plunger Lever Set Screw
206363	17590	Needle Bar Frame Regulator Switching Plunger Lever Shaft with 202546, 206232 and 206362
206364	17590	Needle Bar Frame Regulator Switching Plunger Lever Shaft Bracket
206385	17590	Needle Bar Frame Regulator Switching Plunger Lever Shaft Bracket 206364 with 206363
200558H	17590	Needle Bar Frame Regulator Switching Plunger Lever Shaft Bracket Screw (3)
206232	17590	Needle Bar Frame Regulator Switching Plunger Lever Shaft Collar with 201052C
201052C	17590	Needle Bar Frame Regulator Switching Plunger Lever Shaft Collar Set Screw
206362	17590	Needle Bar Frame Regulator Switching Plunger Lever Shaft Crank with 200363C and 201848
202546	17590	Needle Bar Frame Regulator Switching Plunger Lever Shaft Crank Position Pin
201848	17590	Needle Bar Frame Regulator Switching Plunger Lever Shaft Crank Roller and Stud

No.	Plate	Name
200363C	17590	Needle Bar Frame Regulator Switching Plunger Lever Shaft Crank Set Screw
206457	17588	Needle Bar Frame Regulator Switching Plunger Lever Spring
204250	17588	Needle Bar Thread Guide
200175D	17588	" " " " Screw
200125F	17588	" Set Screw
206443	17589	Presser Bar (hollow)
204252	17589	" " Lifter
200550C	17589	" " " Hinge Screw
208609	17589	" " Lifting Bracket
204931	17589	" " " " 208609 with 200650F and 201525E
203460	17589	Presser Bar Lifting Bracket Position Guide
200362C	17589	" " " " " "
		Set Screw
204327	17589	Presser Bar Packing Washer (felt)
206444	17589	" " Plug
200496B	17589	" " Screw (hexagon, pressure, regulating)
200504E	17589	Presser Bar Screw Bushing
204256	17589	" " Spring
206445	17589	" " Spur Needle Guard
206462	17589	" " " " " "
206446	17589	" " " " " Spring
201560D	17589	" " " " " Thumb Nut
206447	17589	" " " " " "
		Rod with 201560D
206448	17589	Presser Bar complete, for eyelets 3/32, 7/64, 1/8, 9/64, 5/32 and 11/64 in. diam., Nos. 206443 to 206447
		Note: Presser Bar Complete, 206448 will be furnished with this machine unless another presser bar complete is specified on order.
206463	17589	Presser Bar complete, for eyelets 3/16, 7/32, and 1/4 in. diam., Nos. 206443, 206444, 206446, 206447 and 206462
206417	17589	Presser Foot Ball 1/16 in. diam.
206450	17589	" " Body with 200054E
200054E	17589	" " " Pinch Screw
206449	17589	" " Plate
206451	17589	" " " Cap
206464	17589	Presser Foot (rotating ball bearing) complete, Nos. 206449 to 206451 and thirty-seven 206417
206387	17590	Presser Foot Lifting and Starting Rod Lever
200224H	17590	Presser Foot Lifting and Starting Rod Lever Hinge Screw
227476	17590	Presser Foot Lifting Lever Connection Rod with 202302
206389	17590	Presser Foot Lifting Lever Connection Rod 227476 with 203058

No.	Plate	Name
202302	17590	Presser Foot Lifting Lever Connection Rod Cotter Pin
203058	17590	Presser Foot Lifting Lever Connection Rod Coupling with 200530C
200530C	17590	Presser Foot Lifting Lever Connection Rod Coupling Set Screw
202068	17585	Spool Holder Base
200575H	17585	" " " Screw
204296	17585	" " Wire
200079H	17585	" " " Hinge Screw
204297	17585	Spool Holder complete, Nos. 200079H, 202068 and 204296
206473	17588	Take-up Cam with 200335C, 200383C, 200430C, 200744C, 201522E, 206352 and two 201013C
203172	17588	Take-up Cam Friction Washer
200430C	17588	" " Position Screw
200383C	17588	" " " " Check Screw
200335C	17588	" " Set Screw
206377	17588	Take-up Cam complete, Nos. 206354 and 206473
204262	17588	" Lever
206556	17588	" " 204262 with 204263
204263	17588	" " Bearing with 204264
204264	17588	" " Position Pin
200042F	17588	" " " Screw
201816	17588	" " Roller
204266	17588	Take-up Lever complete, Nos. 200042F, 201816 and 206556
244048	17581	Tension Disc
202090	17581	" " Position Pin
204933	17581	" Release Lever
200286F	17581	" " " Hinge Screw
201527E	17581	" " " " " Nut
204934	17581	" " " " " Washer
200650F	17589	" " " Switch Screw Stud
201525E	17589	" " " " " " Nut
202407	17581	" Spring
200632B	17581	" Stud
200397H	17581	" " Set Screw
201572B	17581	" Thumb Nut
204271	17581	" Washer
206639	17581	Tension complete, Nos. 200632B, 201572B, 202407, 204271 and two 244048
204274	17581	Thread Controller Plate
200577XC	17581	" " " Screw
202098	17581	" " Roller
204275	17581	" " Guard
202084	17581	" " " " Washer
200300C	17581	" " " Screw
204276	17581	" " Spring
204333	17581	" " " Guard
200581H	17581	" " " " Screw

No.	Plate	Name
202087	17581	Thread Controller Spring Stop
202088	17581	" " " Stud with 204925
200366H	17581	" " " " Set Screw
204925	17581	" " " " Washer
205987	17581	Thread Controller complete, Nos. 200300C 200581H, 202084, 202098, 204274, 204275 and 204333
204280	17581	Thread Controller and Spring complete, Nos. 204276 and 205987
202412	17585	Thread Guide
202413	17589	" "
204281	17581	" Retainer Guide Wire
202091	17581	" " Sleeve
202092	17581	" " Spring
204058	17581	" " Stud
200368H	17581	" " " Set Screw
204059	17581	Thread Retainer complete, Nos. 202091, 202092 and 204058
206409	17590	Throat Plate
200610F	17590	" " Screw (3)
206403	17590	" " Spur, for eyelets 9/64 in. diam.
200587D	17590	Throat Plate Spur Screw (2)

From the library of: Diamond Needle Co.

**Genuine Singer Needles should be used
in Singer Machines.
These Needles and their Containers
are marked with the
Company's Trade Mark "SIMANCO." 1**

**Needles in Containers marked
"For Singer Machines"
are not Singer made needles. 2**

ACCESSORIES

No.	Plate	Name
206076	17578	Bobbin (5)
*225482	-----	" Case Screw Driver Blade
*225483	-----	" " " " Handle
225497	13067	" " " " complete, Nos. 225482 and 225483
206399	17590	Throat Plate Spur, for eyelets 5/32 in. diameter
206402	17590	Throat Plate Spur, for eyelets 1/8 in. diameter
126 X 1	17588	Needles, three each, sizes 14 and 16
228218	17584	Drip Pan with four 1 in. wire nails
41400	13067	Machine Rest Pin (wood)
120342	13067	Oiler with 120343
120343	13067	" Spout, 3-1/2 in. long
225498	13067	Screw Driver, 7-1/4 in. long
225554	13067	Wrench (steel)

BOBBIN WINDER

(SWINGING AUTOMATIC, RIGHT HAND)

259428	16615	Brake (leather)
259429	16615	" Clamp
200113F	16615	" " Screw
225453	16615	Frame with 202277 and 225438
225454	16615	" Hinge Pin
202277	16615	" Oil Packing (wick)
225438	16615	" " Well Cap
225455	16615	" Spring
225456	16615	" " Plunger
225368	16615	Pulley with 200380C
200380C	16615	" Set Screw
225381	16615	Spindle
225444	16615	Stop Latch
200056E	16615	" " Screw
225458	16615	" " Thumb Lever
225459	16615	" " " " Hinge Stud
225459	16615	" " " " Joint Stud
202478	16615	" " Trip Lever
200299H	16615	" " " " Hinge Screw
225461	16615	Tension Bracket with 201499B
200082D	16615	" " Screw
228026	16615	" " " Washer

No.	Plate	Name
2102	16615	Tension Disc
13710	16615	" Spring
201499B	16615	" Stud
201572B	16615	" " Thumb Nut
225462	16615	Bobbin Winder Tension Bracket complete, Nos. 13710, 201572B, 225461 and two 2102
259430	16615	Bobbin Winder and Tension Bracket Base
259431	16615	Universal Bobbin Winder complete, Nos. 200056E, 200082D, 200113F, 200299H, 202478, 225368, 225381, 225444, 225453 to 225456, 225458, 225462, 228026, 259428 to 259430, two each 225459 and wood screws 3/4 in., No. 12, R. H. B.

STARTING TREADLE

126036	17591	Treadle
126037	17591	" 126036 with 2718R, 50581R and 126038
126038	17591	" Extension
50581R	17591	" " Screw
2718R	17591	" " " Washer
204696	17591	" Lifting Spring
204697	17591	" " " Hook (bench)
204698	17591	" Pitman Rod (upper) with 202302
227956	17591	" " " (lower)
204126	17591	" " " Clamp with two 200530C
200530C	17591	" " " " Set Screw
202302	17591	" " " Cotter Pin
227957	17591	Treadle Pitman complete, Nos. 204696 to 204698, 227956 and two 204126
206386	17591	Treadle Stand with two wood screws 1 in. No. 12
228189	17591	Treadle complete, Nos. 126037 and two 206386
228190	17591	Starting Treadle and Pitman complete, Nos. 227957 and 228189

PRESSER FEET

No.	Plate	Name
206417	17589	Presser Foot Ball, 1/16 in. diameter
206450	17589	" " Body with 200054E
200054E	17589	" " " Pinch Screw
206449	17589	" " Plate
206451	17589	" " " Cap
206464	17589	Presser Foot (rotating, ball bearing) complete, Nos. 206449 to 206451 and thirty-seven 206417
206465	17589	Presser Foot Body with Thread Guide with 200054E
206466	17589	Presser Foot (rotating, ball bearing) complete, with Thread Guide, Nos. 206449, 206451, 206465 and thirty-seven 206417

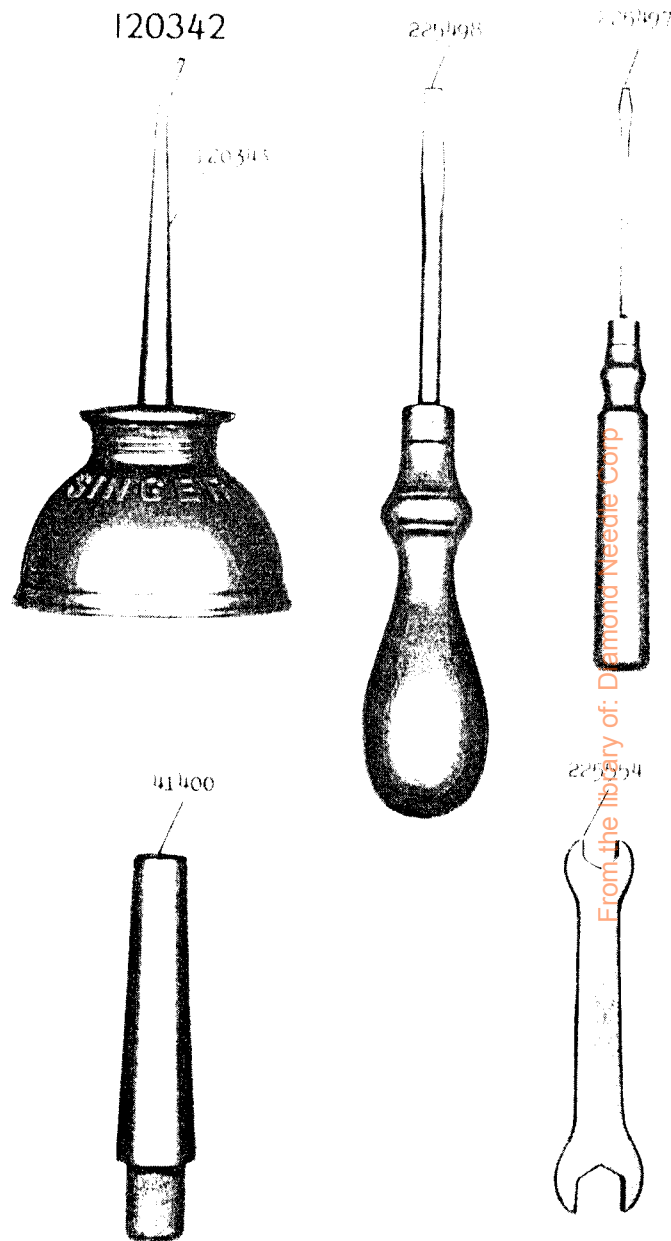
THROAT PLATE SPURS

206399	17590	Throat Plate Spur, for eyelets 5/32 in. diameter
206400	17590	Throat Plate Spur, for eyelets 3/32 in. diameter
206401	17590	Throat Plate Spur, for eyelets 7/64 in. diameter
206402	17590	Throat Plate Spur, for eyelets 1/8 in. diameter
206403	17590	Throat Plate Spur, for eyelets 9/64 in. diameter
206405	17590	Throat Plate Spur, for eyelets 3/16 in. diameter
206406	17590	Throat Plate Spur, for eyelets 7/32 in. diameter
206407	17590	Throat Plate Spur, for eyelets 1/4 in. diameter

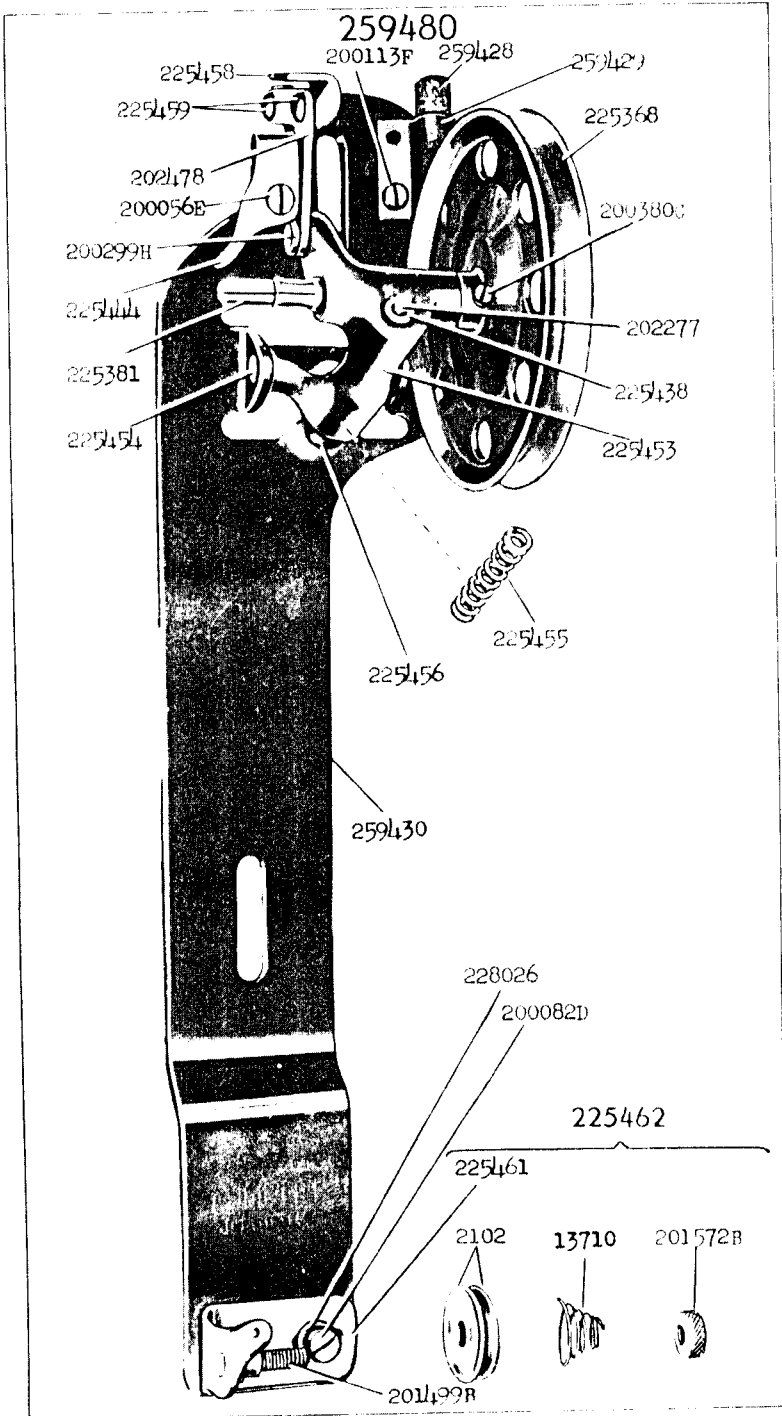
EYELET PUNCHES

234467	17590	Eyelet Punch	3/32 in.	diameter
234464	17590	"	7/64	"
234471	17590	"	1/8	"
234466	17590	"	9/64	"
234465	17590	"	5/32	"
234472	17590	"	3/16	"
234473	17590	"	7/32	"
234474	17590	"	1/4	"

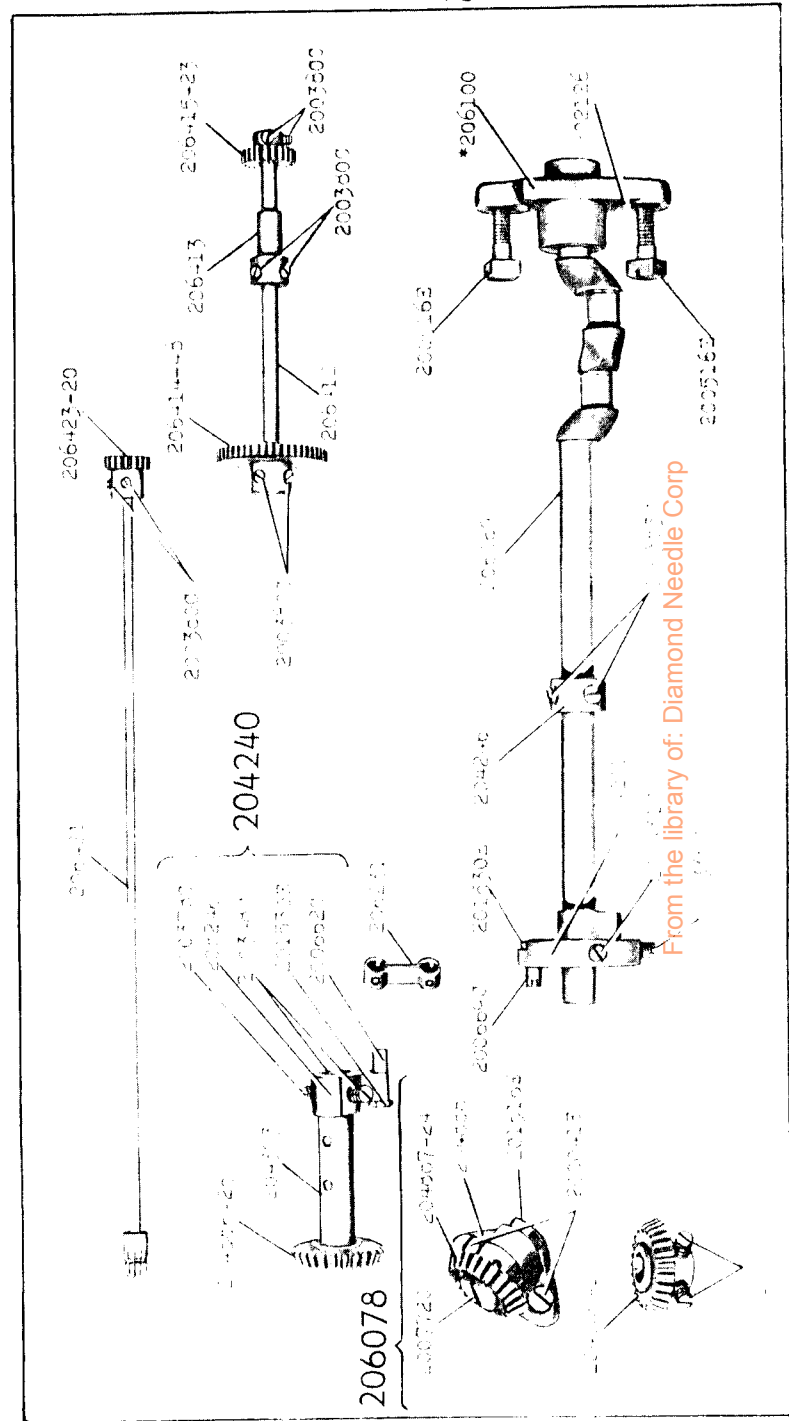
13067 - 1/2



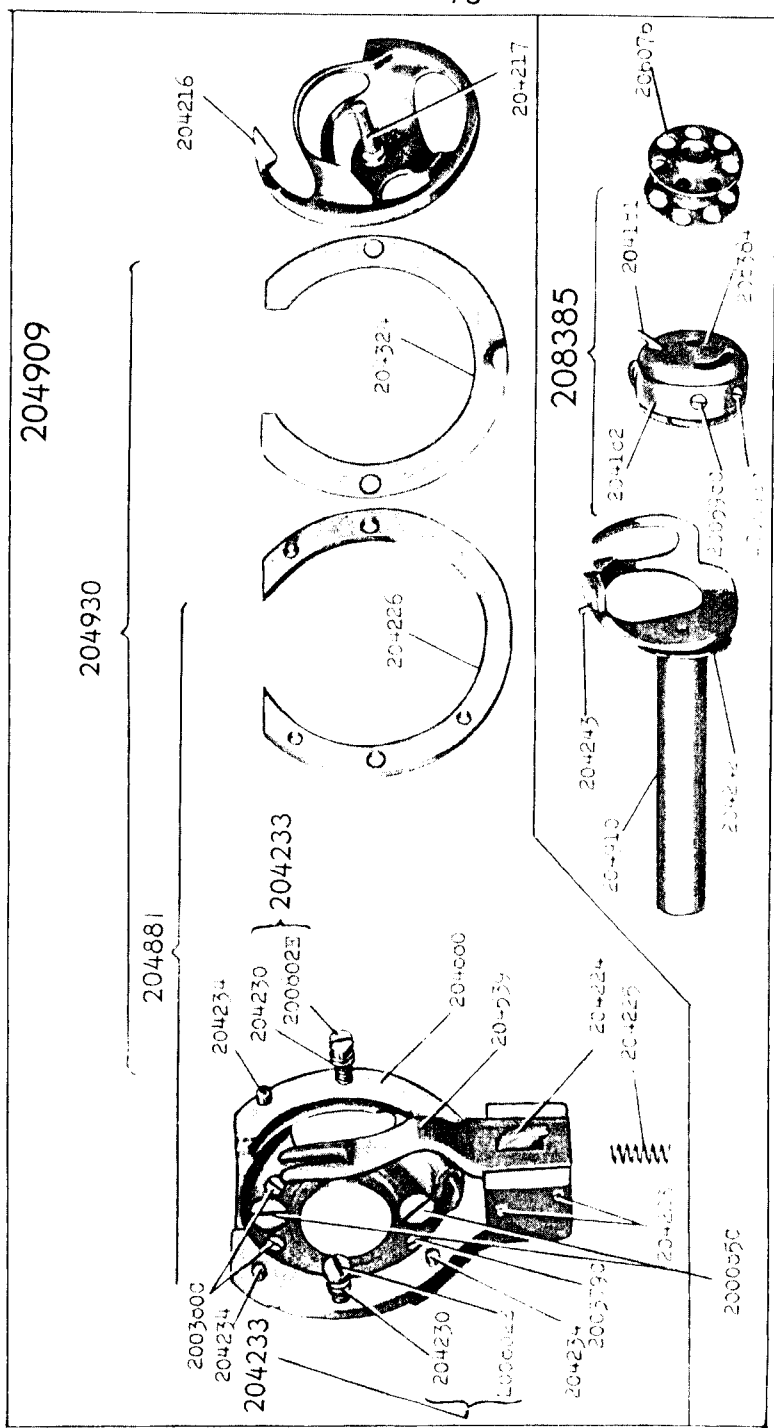
16615 - 1/2



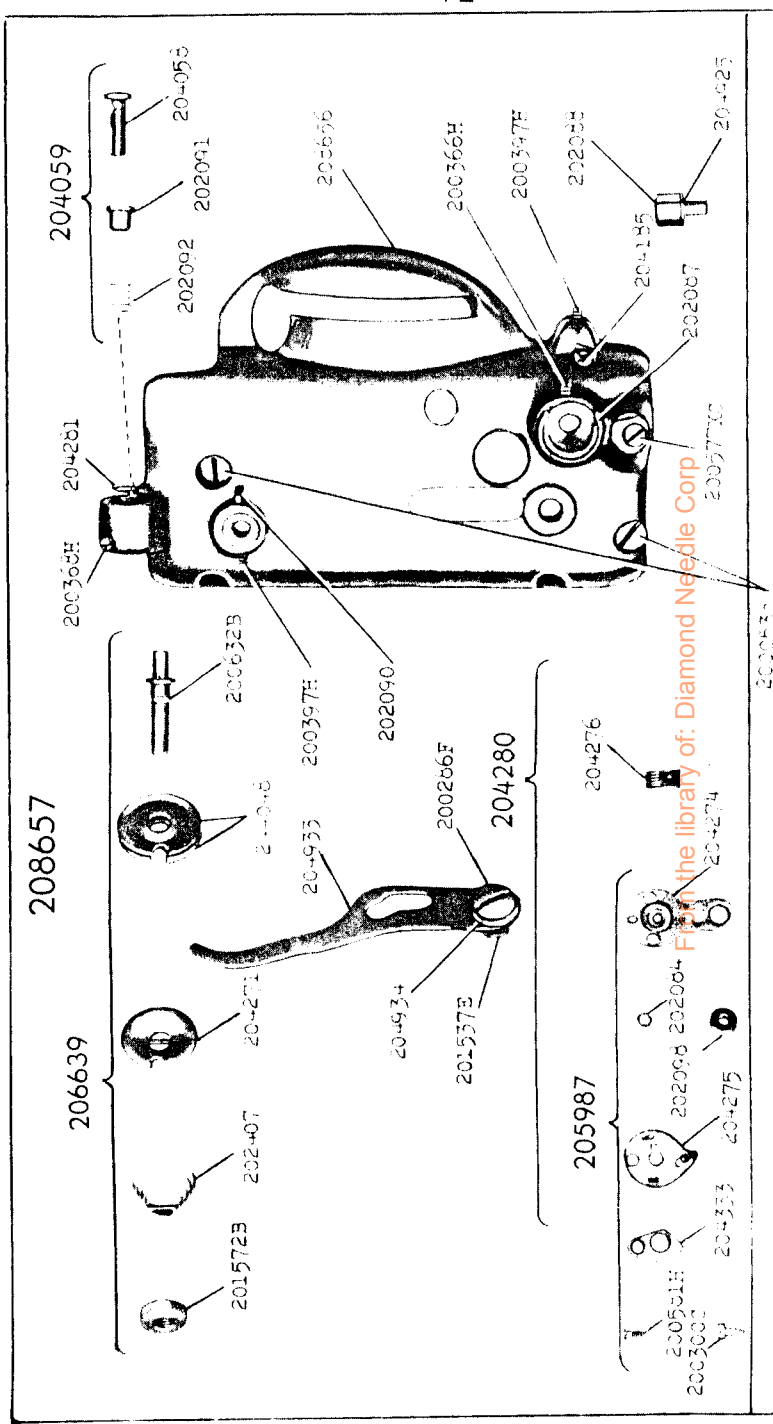
17577 - 3/8



17578 - 5/8




17581 - 1/2

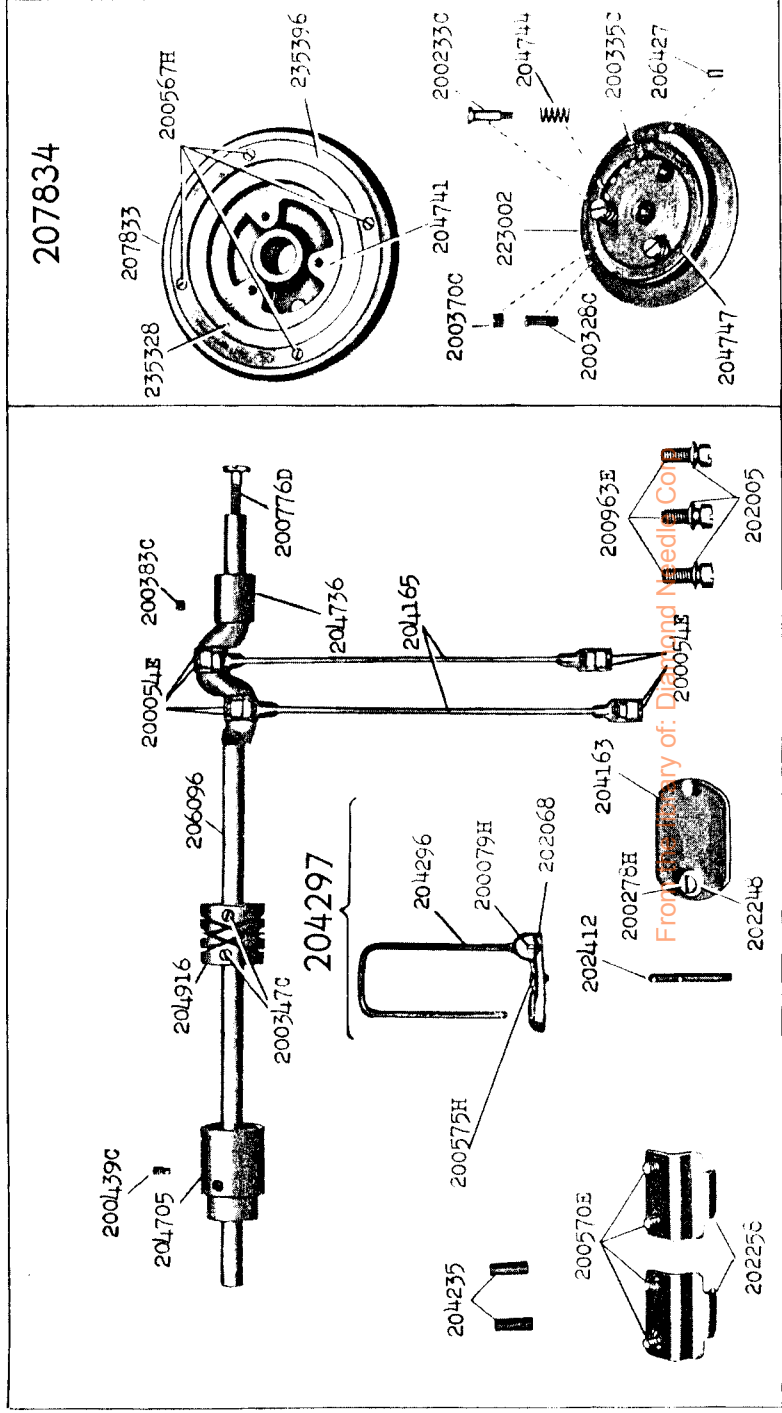


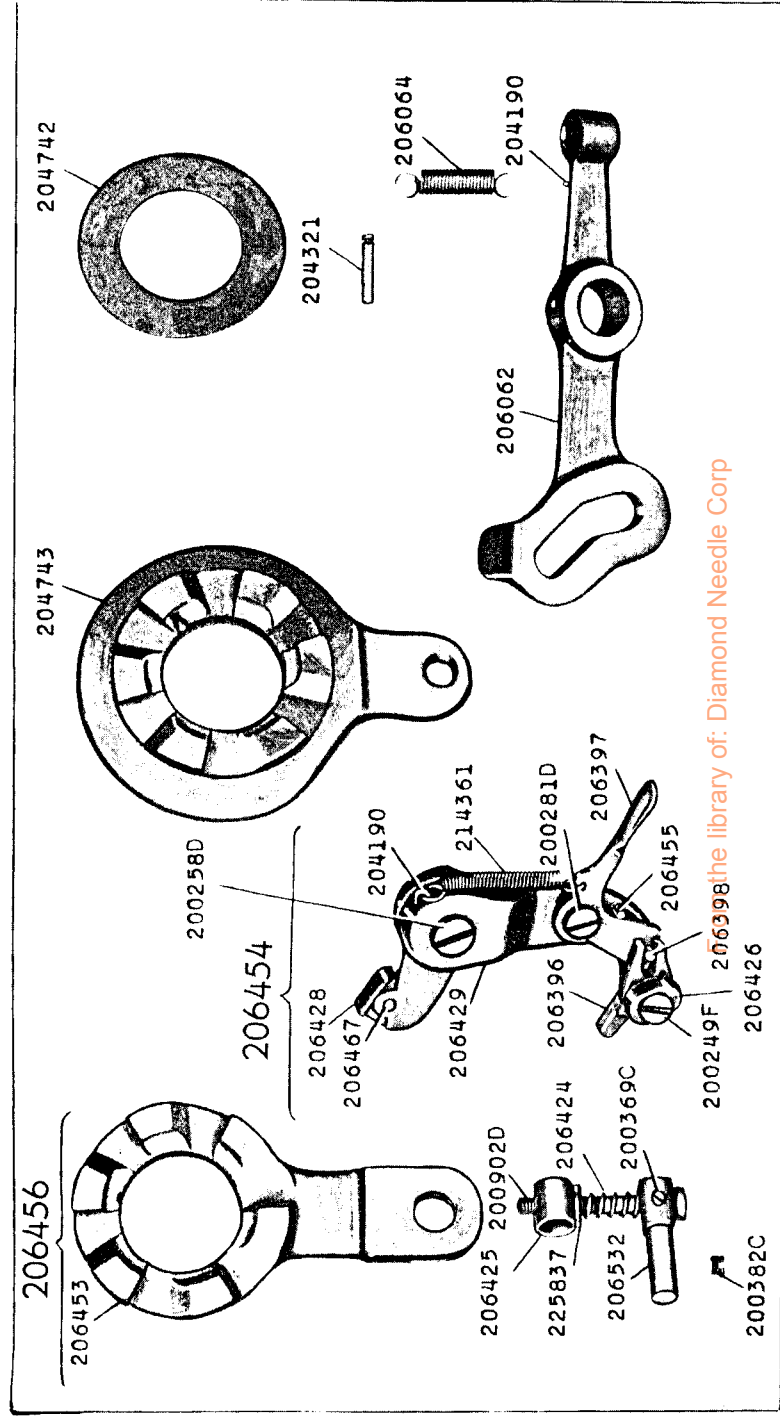
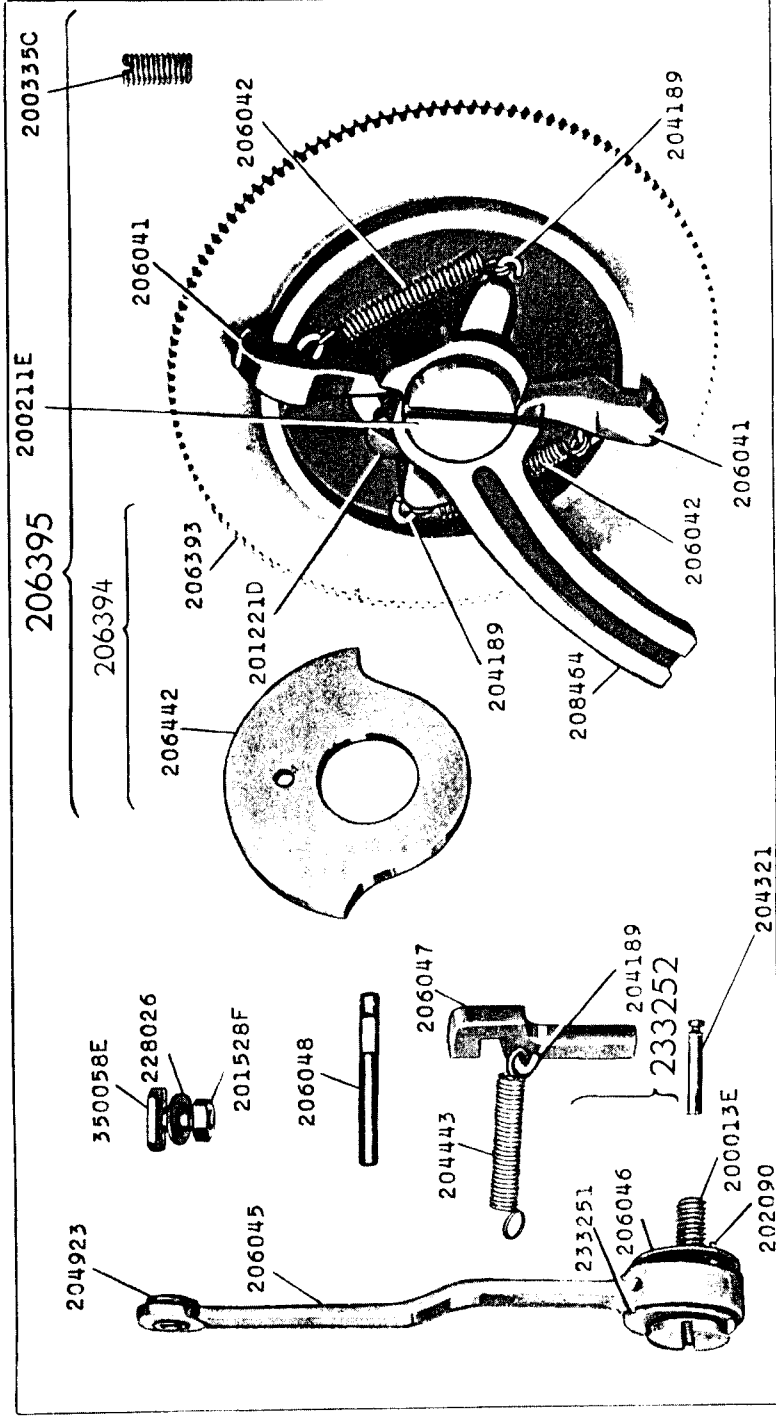
From the library of: Diamond Needle Corp

17584 - 3/8



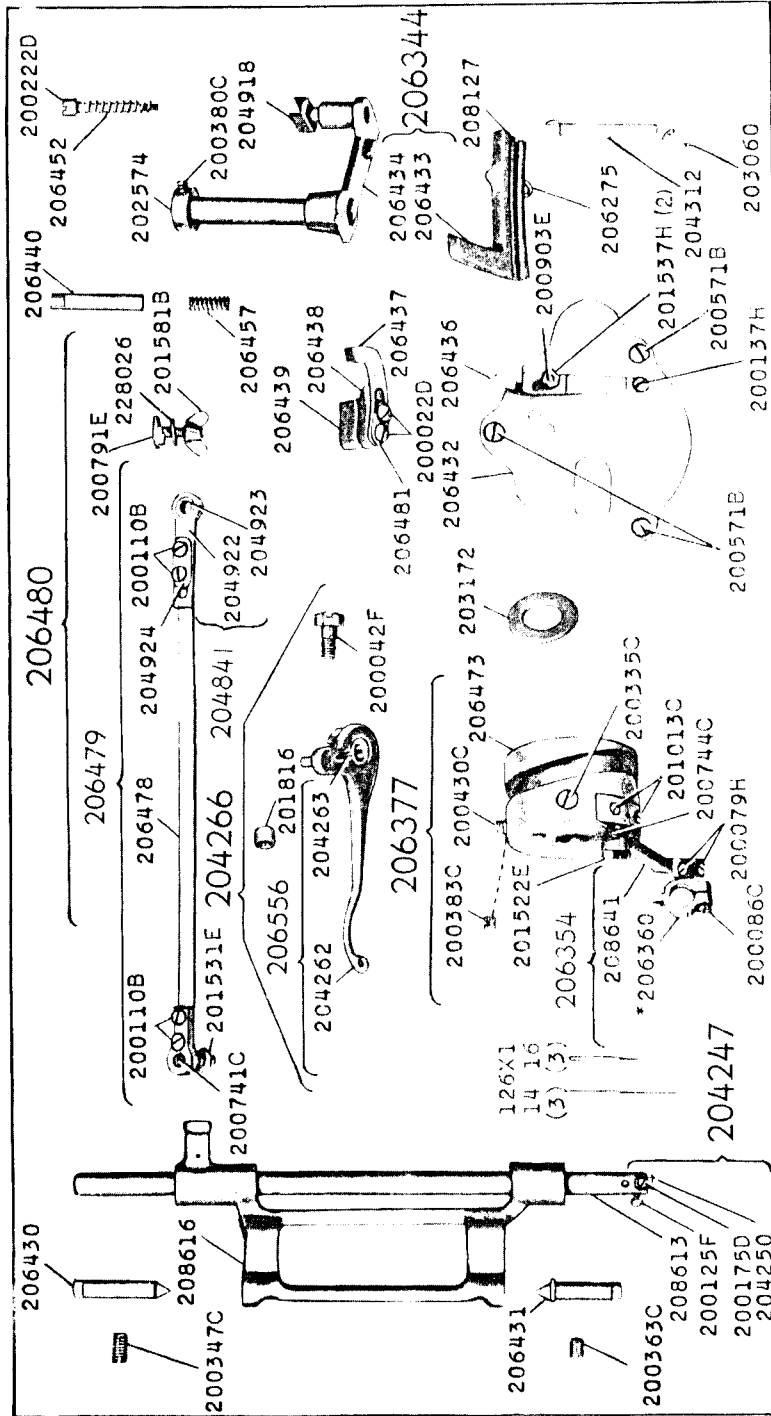
17585 - 1/4



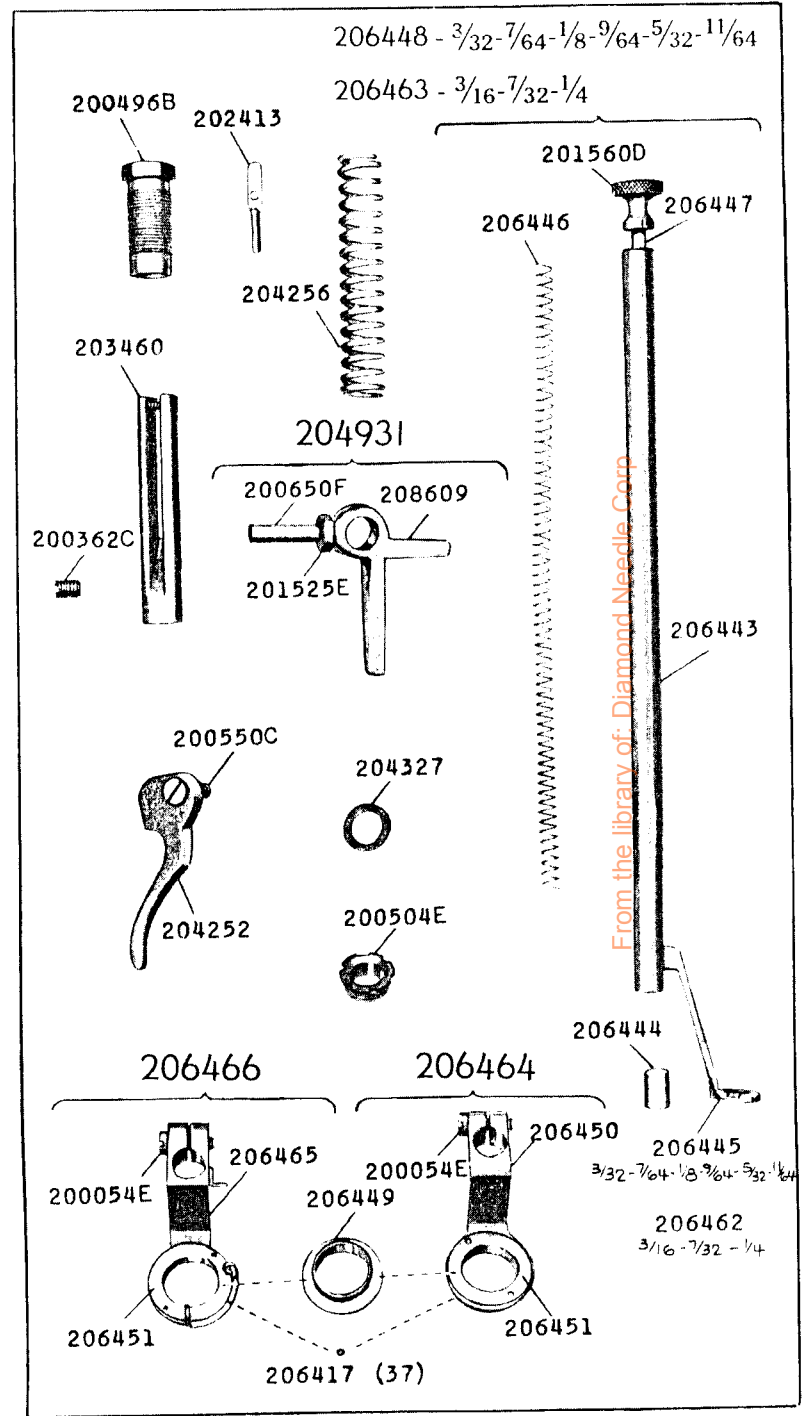


the library of: Diamond Needle Corp

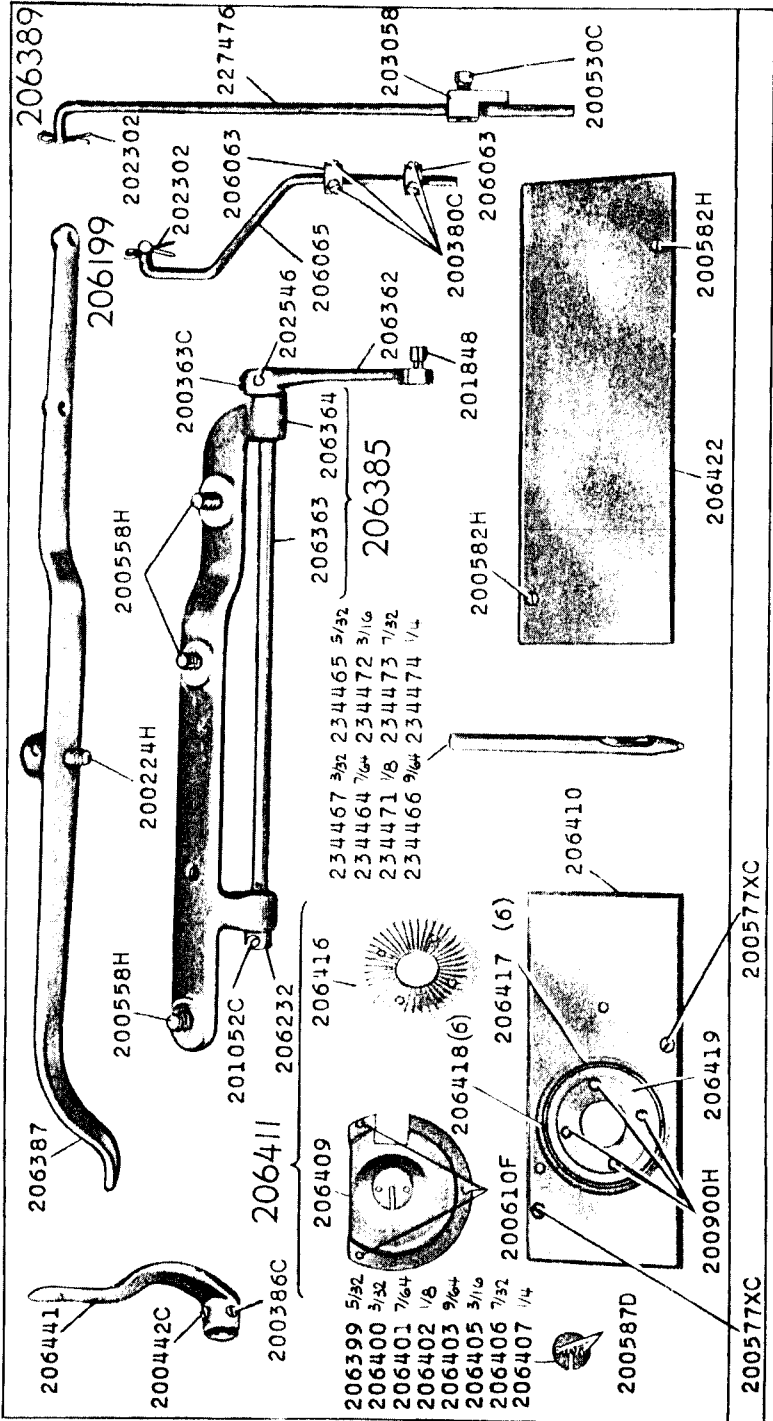
17588 - $\frac{3}{8}$



17589 - $\frac{1}{2}$



17590 - 1/3



17591 - 1/6

